

Sauna heater P1

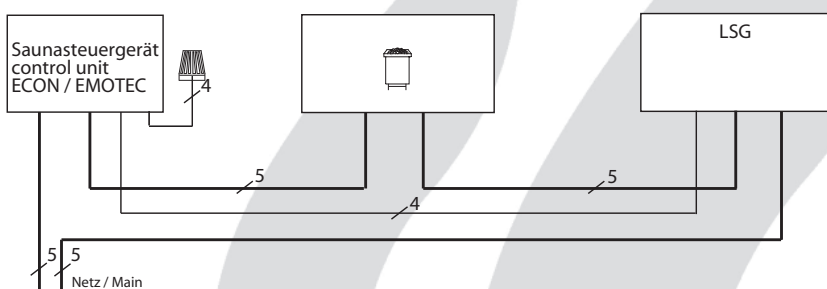
Free standing heater

For hotel and commercial saunas

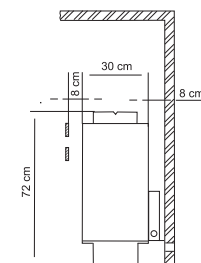
Outer shell: bright high-grade steel
 Inner shell: bright high-grade steel
 Stone basket: bright high-grade steel
 Rear wall: bright high-grade steel
 Terminal box: bright high-grade steel
 Stone filling: 30 kg incl.



Connection diagram

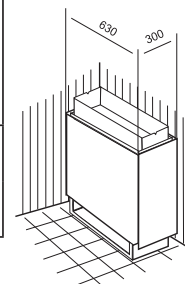


CE IP x4 AH 56
 MADE IN GERMANY



Capacity acc. DIN	Electrical Connection	Fuse control unit in A	Fuse LSG in A	Connecting cable main - control unit in mm ²	Connecting cable main - LSG in mm ²	Connecting cable control unit - heater in mm ²	Connecting cable LSG - heater in mm ²	Connecting cable control unit - LSG in mm ²
12 kW	3N AC 50 Hz 400 V	3 x 16	3 x 16	5 x 2,5	5 x 2,5	5 x 1,5	5 x 1,5	4 x 1,5
15 kW								

All cross sections of a line are minimum diameters in mm² (Copper line)



Art.-No.	Outer shell	Capacity acc. DIN	Installation dimensions H/W/D cm	For cabin size	Minimum dimensions of air intake and exhaust vents	Weight without stones without package	Stone filling	Power switch gear needed	For operation with control units
90.8775	high-grade steel	12 kW	72/63/38	14 - 18 m ³	35 x 7 cm	25,5 kg	30 kg	ECON 45L09 EMOTEC L09	ECON D2 ECON H2 EMOTEC DC9000 EMOTEC DC9000 DB/DL/DLF EMOTEC HCS 9003 EMOTEC HCS 9003 DB/DL/DLF EmoTouch II PB/AF/GF
90.8776		15 kW		18 - 25 m ³	35 x 9 cm				

Subject to technical modifications