

Sauna heater Euro

Free standing /
Wall mounted heater

For family sauna

Triple-shell technology

Outer shell:

bright high-grade steel
or anthracite pearl effect

Inner shell:

hot-dip aluminium coated sheet

Rear wall:

hot-dip aluminium coated sheet

Stone basket:

additional inner shell
in high-grade steel

Terminal box:

hot-dip aluminium coated sheet

Stone filling:

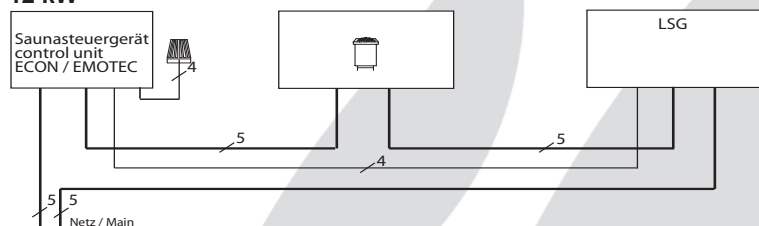
15 kg incl.

12 kW version is completely made in bright high-grade steel.


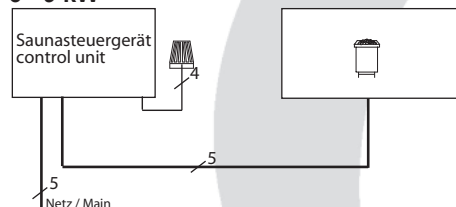
Feet for free-standing arrangement optional.

Connection diagram

12 kW

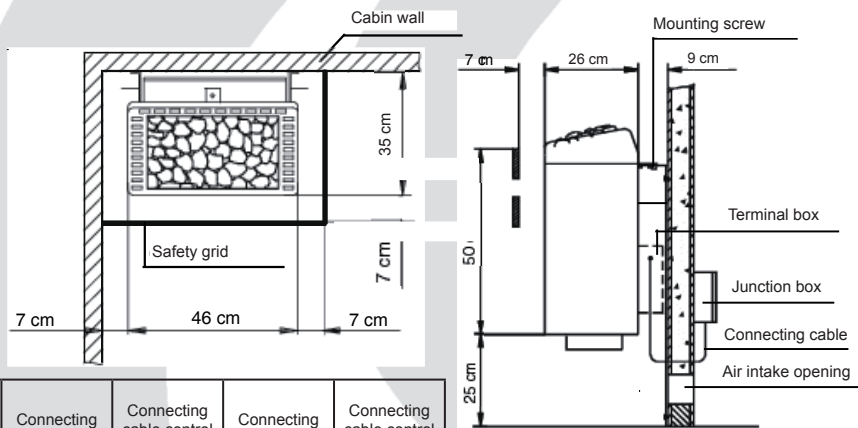


6 - 9 kW



CE DVE IP x4 PC AR 56

MADE IN GERMANY



| Capacity acc. DIN | Electrical Connection | Fuse control unit in A | Fuse LSG in A | Connecting cable main - control unit in mm ² | Connecting cable main - LSG in mm ² | Connecting cable control unit - heater in mm ² | Connecting cable LSG - heater in mm ² | Connecting cable control unit - LSG in mm ² |
|-------------------|-------------------------|------------------------|---------------|---|--|---|--|--|
| 7,5 kW | 3N AC 50 Hz 400 V | 3 x 16 | 3 x 16 | 5 x 2,5 | 5 x 2,5 | 5 x 1,5 | 5 x 1,5 | 4 x 1,5 |
| 9,0 kW | | | | | | | | |
| 10,5 kW | | | | | | | | |
| 12,0 kW | | | | | | | | |

All cross sections of a line are minimum diameters in mm² (Copper line)

| Art.-No. | Outer shell | Capacity acc. DIN | Heater dimensions H/W/D cm | For cabin size | Minimum dimensions of air intake and exhaust vents | Weight without stones without package | Stone filling | Power switch gear (LSG) needed | For operation with control units |
|--------------------|-----------------------------|-------------------|----------------------------|------------------------|--|---------------------------------------|---------------|--------------------------------|---|
| 94.3751 90.7686 | anthracite high-grade steel | 7,5 kW | 80* / 46 / 35 | 7 - 10 m ³ | 35 x 5 cm | 18,0 kg | 15,0 kg | | ECON 45A1 ECON 45A2 ECON 45H2 EMOTEC DC9000 EMOTEC DC9000 DB/DL/DLF EMOTEC HCS 9003 EMOTEC HCS 9003 DB/DL/DLF EmoTouch II PB/AF/GF |
| 94.3752 90.7687 | anthracite high-grade steel | 9,0 kW | | 9 - 12 m ³ | 35 x 6 cm | | | | |
| 94.5185 | high-grade steel | 10,5 kW | | 11 - 15 m ³ | 35 x 6 cm | 19,5 kg | | | |
| 90.8076 | high-grade steel | 12,0 kW | | 14 - 18 m ³ | 35 x 7 cm | | | | |

* during 25 cm ground clearance

Subject to technical modifications

